



TARGET AUDIENCE


- Coaches
- Judges
- Meet Directors

GOOD TO KNOW

- Set up time will not be included in competition time.
- Test the video equipment set up prior the competition is recommended.


CAMERA SET UP

- Angles as close as possible to the judges' point of view.
- Far enough to show the entire gymnast's body during:
 - The entire routine (from presenting to landing) fro FX, PH, SR, PB & HB.
 - **Only** the pre-flight, post-flight and landing for VT.
- Must be static (not move), except on FX.
- Camera orientation:
 - Horizontal for FX, PH, VT, PB & HB.
 - Vertical for SR



FX

- SIDE OR CORNER VIEW
- SHOWING LINES



PH

- SIDE VIEW




SR

- 45° TO THE SIDE
- ATHLETE FACE THE CAMERA

VT

- SIDE VIEW
- SHOWING LINES




PB

- SIDE VIEW
- MUST SHOW THE LANDING



HB

- SIDE VIEW (OFF CENTRE)
- MUST SHOW THE LANDING



Camera	FX	PH	SR	VT	PB	HB
Angle	ALWAYS showing the judges' point of view					
Set up	ALWAYS attached to a tripod					
Orientation	■	■	■	■	■	■
Track the gymnast	✓	✗	✗	✗	✗	✗
Fixed (No movement)	✗	✓	✓	✓	✓	✓
Record entire routine	✓	✓	✓	!!	✓	✓